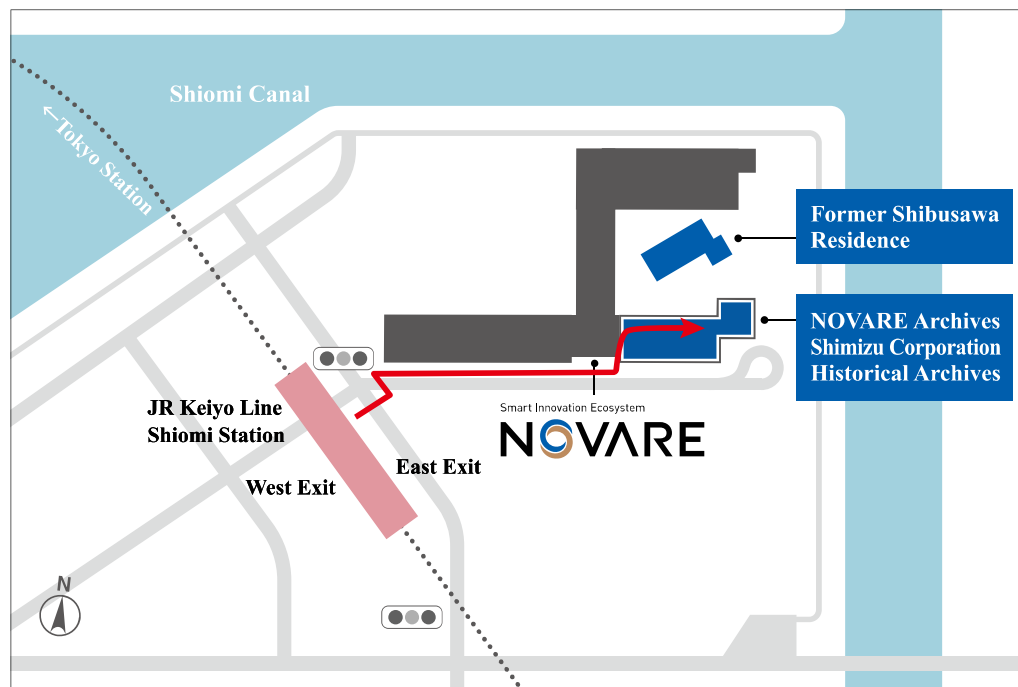


# ■ The Route from Shiomi Station to Shimizu Corporation Historical Archives



3 minutes on foot from the East exit of Shiomi Station  
(JR Keiyo Line)


There is no parking available. Please use public transport.

Shimizu Corporation NOVARE

2-8-20 Shiomi, Koto-ku, Tokyo 135-0052

NOVARE Archives

Shimizu Corporation Historical Archives



▲ Exterior of NOVARE



Exit the East exit of Shiomi Station and cross the intersection you see diagonally to the left.


※ There is a convenience store in front of you when you exit the ticket gate at Shiomi Station. The East exit is on the right-hand side as you face the convenience store.



Turn right in front of the square.



Go straight on the white sidewalk.(about 150m)




Go diagonally left and proceed under the eaves.

※ The gray building in the back is the Shimizu Corporation Historical Archives.



Continue along the road under the pilotis, keeping the Former Shibusawa Residence on your left.



You will see the entrance to our Archives.